


LED GARDEN LAMP

horoelectric.com.ua
+38 (096) 8312125

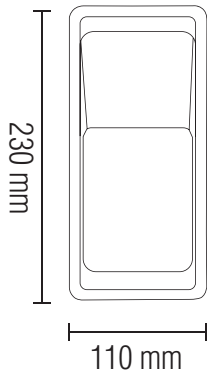
Product&Family Code: **076 029 0012**

ILGIN

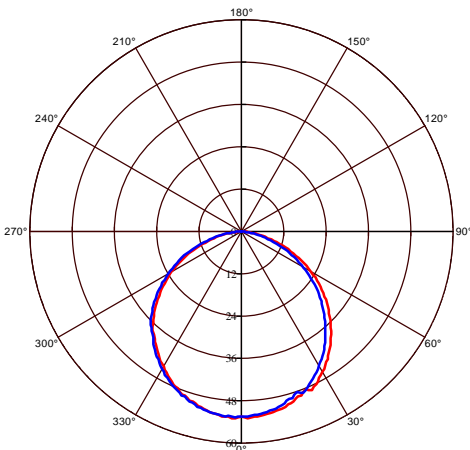


 Dark Grey

Technical Drawing



Photometric Diagram




↳ C0 Plane beam angle(50%) ↳ C90 Plane beam angle(50%)
C0 Plane beam angle(50%):110.4(DEG) C90 Plane beam angle(50%):109.6(DEG)

| Technical Data | |
|---|--------------------|
| Voltage (V) | 100-240V |
| Product Wattage (W) | 12 |
| Equivalence with incandescent lamp(W) | 96 |
| Colour Render Index (Ra) | >Ra70 |
| Colour Temperature (K) | 4200K |
| Materials | ABS |
| Protection Class | II |
| Dimmable | No |
| EEL | A to A++ |
| Warm-up time up to 60 %of the full light output | Instant Full Light |
| Luminous Flux (lm) | 480 |
| Luminous Efficacy (lm/W) | 40 |
| Rated Life (hrs) ⌚ | 30.000 |
| IP Rating | 65 |
| Power Factor | >0.5 |
| Beam Angle | 120° |
| Starting Time | <0.2s |
| Number of ON-OFF cycling | x15.000 |

Applications

- Designed Outdoor Applications: Hotel, home lighting, recreation place, supermarket, office building.



Features

- High Lumen and CRI, Good quality & Constant Current driver.
- High heat dissipation, low carbon and environmental protection.
- SMD LED Lamp Base.
- Innovative Design of Assembly Structure

