


# LED SUSPENSION LIGHT

horoelectric.com.ua  
+38 (096) 8312125

Product&Family Code:

019 008 0062

FAVORİ

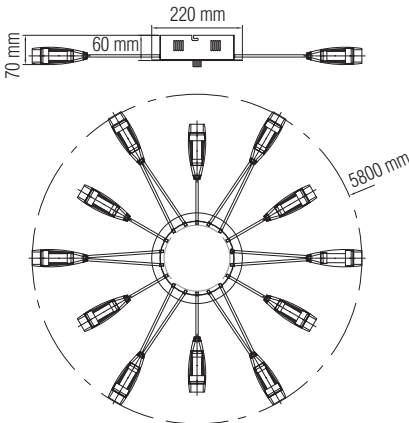


CHROME

COPPER

BROWN

## Technical Drawing



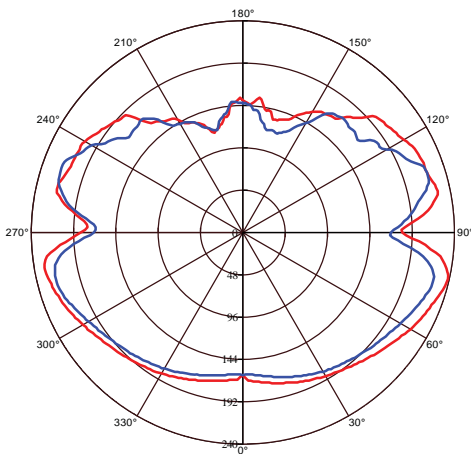
Technical Data	
Voltage (V)	220-240
Product Wattage (W)	62
Equivalence with incandescent lamp(W)	496
Colour Render Index (Ra)	>Ra80
Colour Temperature (K)	4000 K
Materials	Aluminium + Iron + Acrylic
Protection Class	I
Dimmable	No
EEL	A to A++
Warm-up time up to 60 %of the full light output	Instant Full Light
Luminous Flux (lm)	2500
Luminous Efficacy (lm/W)	40
Rated Life (hrs) Ⓢ	50.000
IP Rating	20
Power Factor	>0.9
Beam Angle	120°

## Applications

- LED Suspension Light has been specifically designed for use indoors and is ideal for both hospitality and residential lighting.



## Photometric Diagram



☑ C0 Plane beam angle(50%) ☑ C90 Plane beam angle(50%)

C0 Plane beam angle(50%):NULL(DEG) C90 Plane beam angle(50%):NULL(DEG)

## Features

- High Lumen and CRI, Good quality & Constant Current driver.
- High heat dissipation, low carbon and environmental protection.
- SMD LED Lamp Base
- Very low energy consumption

