


EBABİL-12

LED PICTURE & MIRROR LAMP

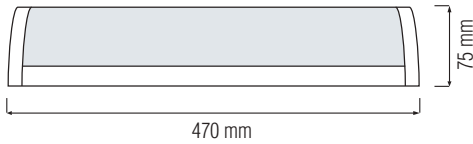
Product&Family Code:

040 010 0012

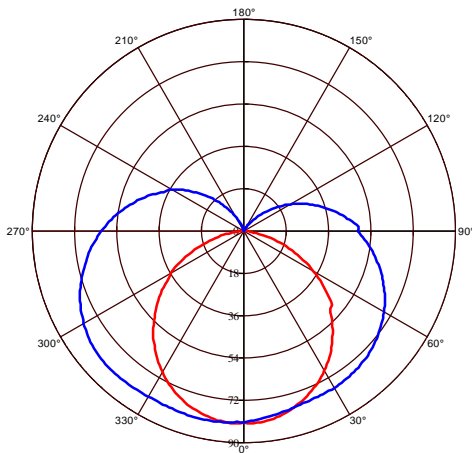


Chrome

Technical Drawing



Photometric Diagram



↳ C0 Plane beam angle(50%) ↳ C90 Plane beam angle(50%)

C0 Plane beam angle(50%):110.1(DEG) C90 Plane beam angle(50%):212.4(DEG)

Technical Data

Voltage (V)	85-265V
Product Wattage (W)	12
Equivalence with incandescent lamp(W)	96
Colour Render Index (Ra)	>Ra70
Colour Temperature (K)	4200
Materials	Chrome+PC
Protection Class	I
Dimmable	No
EEI	A to A++
Warm-up time up to 60 %of the full light output	Instant Full Light
Luminous Flux (lm)	1135
Luminous Efficacy (lm/W)	94
Rated Life (hrs) ⌚	30.000
IP Rating	45
Power Factor	>0.5
Beam Angle	160°
Starting Time	<0.2s
Number of ON-OFF cycling	x15.000

Applications

- Bathroom, suitable for bedroom, hallway etc.



Features

- High Lumen and CRI, Good quality & Constant Current driver.
- High heat dissipation, low carbon and environmental protection.
- SMD LED Lamp Base.
- Very low energy consumption.

