


CAROLINE-18

LED DOWNLIGHT

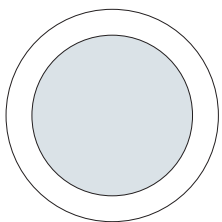
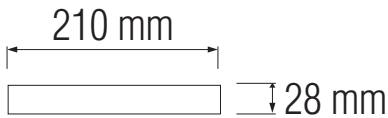
<https://horozelectric.com.ua>
+38 (096) 8312125

Product&Family Code:

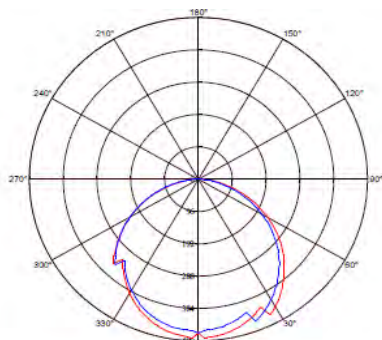
016 025 0018



Technical Drawing



Photometric Diagram



17 C0 Plane beam angle(50%); 17 C90 Plane beam angle(50%)
C0 Plane beam angle(50%); 116.7(DEG) C90 Plane beam angle(50%); 116.1(DEG)

Technical Data

Voltage (V)	220-240V
Product Wattage (W)	18
Equivalence with incandescent lamp	144
Colour Render Index (Ra)	>80
Colour Temperature (K)	3000K / 4200K / 6400K
Materials	Aluminium Die Casting Body
Protection Class	II
Dimmable	No
EEI	A to A ⁺⁺
Warm-up time up to 60 %of the full light output	Instant Full Light
Luminous Flux (lm)	1300
Luminous Efficacy (lm/W)	72
Rated Life (hrs) Ⓟ	30.000
IP Rating	20
Power Factor	>0.5
Beam Angle	120°
Starting Time	<0.2s
Number of ON-OFF cycling	x25.000

Applications

Airport, Bathroom, Bedroom, Car Park, Cinema, Gallery, Hospital, Hotel, Kitchen, Museum etc.



Features

- High Lumen and CRI, Good quality & Constant Current driver.
- High heat dissipation, low carbon and environmental protection.
- Innovative design of assembly structure.
- Extremely Long Life.

